

Dallas Area Fiber Artists

Newsletter

HAPPY NEW YEAR

I hope everyone had a joyous holiday. I would like to thank Jack and Ann Brockette for opening their lovely home for our holiday party. They hosted a wonderful dinner and everyone enjoyed the great food and conversation. A big thank you goes out to Michelle Knoerzer for her work on the successful silent auction, and to those who participated in donations and the purchasing of items.

For many, the New Year marks a time to set new goals and make lists of intended accomplishments. I would like to encourage our members to include Dallas Area Fiber Artists to your list for 2007. If you were in attendance at our November meeting you are aware we are hosting the Federation Conference in 2008. Many of you have already signed up for committees that Jack Brockette presented at the general meeting. Please consider volunteering your time and talents this year to this endeavor.

As I look forward to the upcoming Dallas Area Fiber Artists' year, I wish to thank those who participated in our 2006 meetings, workshops and events.

A World of Good Wishes in 2007,
Rhonda Douglass, President

Websites of Special Interest

www.twistedpapers.com Their goal is to create and offer high quality images, ephemera and unique found objects that provide good value to the customer as they continue to embark on their creative journey.

www.cafiberartists.com Website of the California Fiber Artists.

www.craftweekly.com/archive.html Internet only global television network featuring channels specifically relating to an individual art or craft.

www.kerismith.com/ask.html The Artist's Survival Kit.

www.feltsogood.spaces.live.com/ Blog and many free-form crochet photos. Lots of innovative information set up by our own member Cher Mueller.

www.amazingyarn.com/Pages/amneedle.html See the Amazing Needle—the crochet hook that can be used as a knitting needle.

Inside this issue:

Officers	2
Birthdays	2
Who We Are & Where We Meet	2
Meeting Minutes	3
Board Meeting	3
Rule of Stuff	3
transFORMations at transLations show	3
Resolutions for 2007	4-5
.TIFF or .JPG?	6
Calendar of Events	6

2006—2007 Officers

President: Rhonda Douglass, petuniasfiber@aol.com
 Exec. V-P: Glenda Hurley, glendahurley100@aol.com
 1st V-P: Delores Lyon lyonrd1@msn.com
 (Membership Development and Community Liaison)
 2nd V-P: Michelle Knoerzer, michknoerzer@aol.com (Ways & Means)
 3rd V-P: Connie Akers, ckakers47@msn.com,
 Jack Brockette jbrockette@hotmail.com, AND
 Sara Moe, sara.sewinspired@verizon.net
 (Monthly meetings and Art Labs)
 4th V-P: Ed Noyce, enoyce@lonetree.com (Annual Show)
 5th V-P: Diana Pease, peapod60@sbcglobal.net
 (Communications: Newsletter and Website)
 Secretary : Amy Fox, cafox@prodigy.net
 Treasurer: Brenda Arrington, beader40-info@yahoo.com
 State Board Reps: Delores Lyon (2004-2008) and
 Jack Brockette (2006-2010)



January and February Birthdays

Brenda Arrington 1/15
 Jean Dahlgren 1/22
 Carrie Ott 1/26
 Amie Adelman 1/31
 Lena Anderson 2/01
 Jo York 2/15
 Tricia Kemp 2/17
 Sherry Searcy..... 2/25

Who We Are



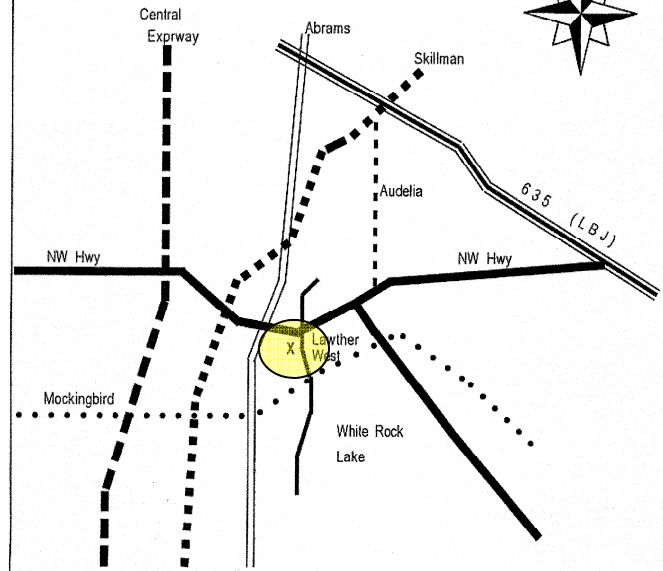
Where We Meet

Dallas Area Fiber Artists is a non-profit organization, which promotes fiber arts and artists through education, workshops, style shows and annual exhibitions. Our members are enthusiastic, creative people who explore and expand all facets of fiber arts. Monthly programs include lectures and demonstrations by professionals on varied subjects such as: stitchery, fabric painting, fabric manipulation, papermaking, paper as well as fabric collage, garment design, fiber jewelry, beading, altered books, free-form crochet and other aspects of fiber techniques and art. We are associated with the Texas Federation of Fiber Artists. Membership is open to anyone who is actively involved in the creation of original fiber art or interested in its promotion as art. Visitors are welcome at our monthly meetings.

We meet every 4th Monday of the month at the C. C. Young Retirement Community in the Chapel. (see adjacent map). **The business meeting begins at 7:15 pm with program following.** Monthly Art Labs are held as scheduled at various locations, so check the newsletter.

Call 972-496-0707 (Delores Lyon) for details or additional information.

**We meet at C. C. Young Memorial Home
 4829 Lawther West "Bldg. B"**
 meeting starts @ 7:15 pm



MEETING MINUTES

Dallas Area Fiber Artists

November 27, 2006

CC Young Retirement Community

7:15 pm

Rhonda Douglass called the meeting to order and welcomed guests. **Michelle Knoerzer** requested members send photos of their art to her for placing on the website and a link to their websites as well, if they have one. **Ed Noyce** said he will tentatively host/teach a "beginner" silk painting class this Spring. He is also awaiting firm dates for the annual show from the Thompson Gallery. He urged members to plan to enter their art in this juried exhibition. **Delores Lyon** gave details of her upcoming craft sale with fliers available for interested persons. **Connie Akers** suggested the DAFA earmark \$500 for use as a classroom grant to promote fiber arts in the schools. One grant for \$500 or two in the amount of \$250 each. A motion was made and approved by the membership. Grant information will be available this spring. **Jack Brockette** said we will use the elements of line, form, texture and color to produce the "sun challenge" pieces. The 2008 conference dates are as follows: Feb 1, 2, 3 and the show will be held at the Plano Arts Centre. We need a concerted effort from all members to make the conference a success. There is a list available for committees. Please sign up and be a part of our conference. All hands are needed. The tentative schedule was discussed as follows: Friday: Opening of Show; Saturday: Workshops and Keynote Speaker. Plans for the conference will be finalized in February.

Show and Tell: Examples form the "Dye Day" at Connie's. Many lovely examples of overdyed fabric, shibori and fabric painting were presented. Connie shared her pounded cosmos flower fabric.

The meeting was adjourned at 8:40 pm.

Amy Fox
Secretary

The Rule of Stuff:

- You can never have too much stuff.
- However, the stuff you have is never as good as the other guy's stuff.
- The stuff you have is either too good for the project or not good enough. Better continue to store it; go out and buy new stuff. Any stuff you need is always too expensive.
- Your stuff is never where you thought it was.
- You will not find the correct stuff until the day after you've bought replacement stuff.
- Stuff multiplies exponentially on its own.
- Stuff cannot resist gravity, it prefers being in piles on the floor.
- Stuff stored on closet shelves will always fall on your head.
- Stuff mutates; the stuff you thought you had is not the stuff you actually have.
- The natural state of stuff is chaos, don't even try to organize it in plastic boxes.
- If you see good stuff, better buy it because you will never find it again.
- Always buy twice as much stuff as you might need.
- Really good stuff is irresistible to cats.
- author unknown
- (Contributed by Jody Ferguson, whose stuff is always inviting)*

BOARD MEETING

January 13, 2006

10:00 am

at the home of

Delores Lyon

710 Wakefield Drive

Garland TX 75040

Phone: 972-496-0707

lyonrd1@msn.com

(contact Delores for directions)

The recent "transFORMations at transLations" show opened in Manchester, England in July 2006. There were 189 entries from 5 countries. Thirty pieces were accepted for the show by Jane Sauer of the 13 Moons Gallery in Santa Fe, New Mexico. Of the 30 pieces accepted, two of the pieces were by our own Dallas Fiber Artists' members:



Mary Ruth Smith
and
Jack Brockette

Congratulations!

Resolutions for 2007

- More art—less work
- Attend two or more seminars/workshops
- Photograph all finished pieces and get them into protective bags.

-Joely Rogers



- Finish uncompleted projects of merit.
- Pursue spinning/weaving classes
- Take 2 art classes & attend 4 workshops
- Learn all I can from Fiber Artist guild!

-Janet Taylor



- Keep my NEW studio as neat and clean as it was for the Christmas Party.
- Keep my books organized as well as the fabric.
- Get the silk-screens going.

-Jack Brockett



- Slow down so I can draw more.

- Patricia Marx



- Organize my fabric stash in gallon-size ziplock bags according to primary/secondary/pastel colors; then geometrics/stripes/checks/small prints/large prints and specific themed fabrics.
- With all fabrics organized I expect to plan & execute five different quilts in 2007!

- Carrie Ott



- Complete the drawing for my Christmas Quilt which will then become a great pattern that everyone will want to have and truly make me a lot of money!

- Sally Ashbacher



- I plan to try at least one thing two steps more difficult than I think I can sew.

- Alice Brantley (photo not available)




- Schedule regular hours for my artistic pursuits; then respect those hours and not let those times be sacrificed first for family and friends' needs.

- Deborah Skinner (photo not available)

- Use up some of my stash and try not to collect much new stuff during 2007. (Maybe I should just try losing weight)

- Jody Ferguson





- I would really like to use a sketch book more often. I need to jot down fleeting ideas and have reference for future projects when I'm stumped.

-Deborah Boschert


- Make some new clothes from all the fabric that is taking up space in my closets.
- Then I can buy more fabric!

-Flo Barry



- Continue educating myself about art and fiber toward the end that someday, maybe even tomorrow, all those ideas that have been percolating will have the opportunity to spring forth into a wonderful piece, to my pleasure and amazement.
- To enjoy the process of my art, when and how I can, without adding additional pressure on myself to do so within a certain timeframe or by any other than my own (perfectionistic) standard.
- Keep in touch with friends and mentors who nurture my creative spirit.

-Robin Garner





- Get Organized!

- Glenda Hurley




- To explore, in depth, the confluence of orthogonal woven fabric and chaotic natural and mathematical images.
- Let's see how long I last with that resolution!

-Ed Noyce




- Keep learning. Grow skills, knowledge, ideas and inspirations.
- Use these to create works of personal expression on a regular, routine, organized basis.
- This should translate to a minimum of two finished quilted wall pieces and two garments and submitting work into a minimum of two shows.

- Connie Akers




EDITORIAL

Organize, learn, accomplish, complete, finish up, educate, schedule, sketch, explore.....all active verbs used to describe many of our New Year's resolutions. The only opposing verb used was "slow" from Patricia Marx, who wants to slow down so she can draw more. WOW. This set me

to thinking.....why are we, as artists, so production oriented? In our hurry, hurry, get-it-done, schedule and deadline-oriented society, are we enjoying the journey as much as the destination? I hope Patricia let's us know how her "journey" in 2007 turns out. I also hope to engage in more meditative contemplation in advance of my finished art ac-

complishments. I'm so used to "winging it" and seeing what develops that I get in a hurry to finish each project.

Let's go S L O W E R.

- Diana Pease



Dallas Area Fiber Artists

Diana Pease

1955 Eastpark Dr.

Richardson, TX 75081-5427



What's the difference between JPEG and TIFF Files?

JPEG, sometimes referred to as JPG, is probably the most popular and compatible image format around. JPEG is the standard file format of most of today's consumer quality digital cameras and is supported by almost all of today's imaging software. JPEG, however, uses what is called *lossy compression*, meaning that some image data is lost when the file is compressed. The amount of compression can be varied, the more compression the more data is discarded and the smaller a file becomes. Each time you save a JPEG file more data is lost. JPEG is great for creating smaller file sizes for uploading on the Internet, or for use with e-mail but when quality is paramount, it leaves a lot to be desired.

TIFF format is the standard for most commercial and professional printing needs. TIFF is a great choice for archiving images when all detail must be preserved and file size is not a consideration. TIFF files are much larger in size compared to JPEGs, however. This is the best format if you plan to edit the files. Also, because TIFF files don't use compression they do not degrade in quality each time the file is edited and resaved.

This is why you will find that our CDs do not contain as many files as some of the others offered on the internet. Our images are almost always full-size and TIFF formatted. They will print beautifully with great detail and brilliant color (when applicable) and can stand up to repeated editing.



Calendar of Events

- Jan. 13: Board Meeting, 10 am, Delores Lyon's home
- Jan. 17: Paper Enthusiasts Group, 9:30 am, CC Young Snack Room, everyone welcome
- Jan. 22: **Regular Meeting, 7:15 PM—New Beginnings—Amie Adelman**
- Feb. 10-11: ETADallas at SMU
- Feb. 10: Board Meeting (*possible meeting date change*)
- Feb. 21: Paper Enthusiasts Group, 9:30 am, CC Young Snack Room, everyone welcome
- Feb. 26: **Regular Meeting, 7:15 PM—Inspirations** (multiple presenters)